

SPIERINGS

MOBILE CRANES

Make: SPIERINGS

Type: SK2400-AT7-50m

LM2

Crane specification (Jib length 42 m)

Serial Number

Year of construction

Strength / stability : as per EN 13001

Stability : as per ISO 4305

Classification : as per ISO 4301-2.A4

Max. load
18,0 tonne

Max. radius with max. load
13,5 m

Max. capacity
243 tm

Max. jib length
42 m

m/min	Jib horizontal / 30° luffed	
3,3	18000	0 - 23 m/min
6,6	9000	
10	4500	
16	2250	
23	0	0-0,3 r/min

Hoist and trolley movements are not possible at the same time.
Reduced crane speeds (1/3 nominal).
All motions with hydraulic proportional controls.
Luffing the jib 30° can be controlled from crane cab or by remote control.

Counterweight Crane: 23000 kg.
Continuous slewing of the crane (360°) with the outriggers out and support pads down.
Crane can be driven in its erected position under special conditions (refer user guide).
The crane should be folded in at wind force 10 (Bf) (24 m/sec) or when not in use for a longer period.

Rated lifting capacity is net capacity.
Max. line pull force : 4500 kg.
2 parts of line : 9000 kg.
4 parts of line : 18000 kg.
Sail area of the load max.: 1.0 m²/ton.
Operating temperature range from: -15°C till +40°C.

Outriggers positioned according to lifting chart
Outrigger support base : 7,95 x 7,63 m.
Operation allowed up to wind force 6 Bf (14 m/s).
Outrigger support base : 7,95 x 5,72 m.
Operation allowed up to wind force 6 Bf (14 m/s).
Max. outrigger force: 615 kN.

LIFTING CHART

Outrigger support base 7,95 m x 7,63 m

up to wind force 6 on the Beaufort scale (14 m/sec)

Jib horizontal				HOOK HEIGHT 25,7 / 35,5 m (HEIGHT UNDER THE JIB 27,9 / 37,7 m)														
3,5	5	10	13,5	15	20	24,8	30	35	40	42	Radius (m)							
18000			17250	14785	12930	11475	10310	9350	8550	7870	7285	6780	6335	5945	5595	5280	5000	Load (kg)
Jib 30° luffed				HOOK HEIGHT 25,7 / 35,5 m (HEIGHT UNDER THE JIB 27,9 / 37,7 m)														
36,9	37,7	40,6			43,5	46,4	47,4	49,3	52,2	55,1	56	Hook height (m)						
3,5	5	10	15	20	21,7	25	30	35	36,6	Radius (m)								
9000					8875	8045	7350	6765	6260	5820	5435	5095	Load (kg)					

LIFTING CHART

Outrigger support base 7,95 m x 5,72 m

up to wind force 6 on the Beaufort scale (14 m/sec)

Jib horizontal				HOOK HEIGHT 25,7 / 35,5 m (HEIGHT UNDER THE JIB 27,9 / 37,7 m)																	
3,5	5	9,5	15	17,1	20	25	30	35	40	42	Radius (m)										
18000			17005	13640	11365	9725	8485	7515	6740	6100	5565	5115	4725	4385	4090	3830	3595	3390	3200	Load (kg)	
Jib 30° luffed				HOOK HEIGHT 25,7 / 35,5 m (HEIGHT UNDER THE JIB 27,9 / 37,7 m)																	
36,9	37,7	40,6			44	46,4	49,3	52,2	55,1	56	Hookheight (m)										
3,5	5	10	15	20	21	25	30	35	36,6	Radius (m)											
9000					8370	7295	6455	5785	5230	4765	4375	4040	3745	3490	3260	Load (kg)					

Specifications subject to change

SPIERINGS HYDRAULIC FOLDING CRANE SK2400-AT7-50m

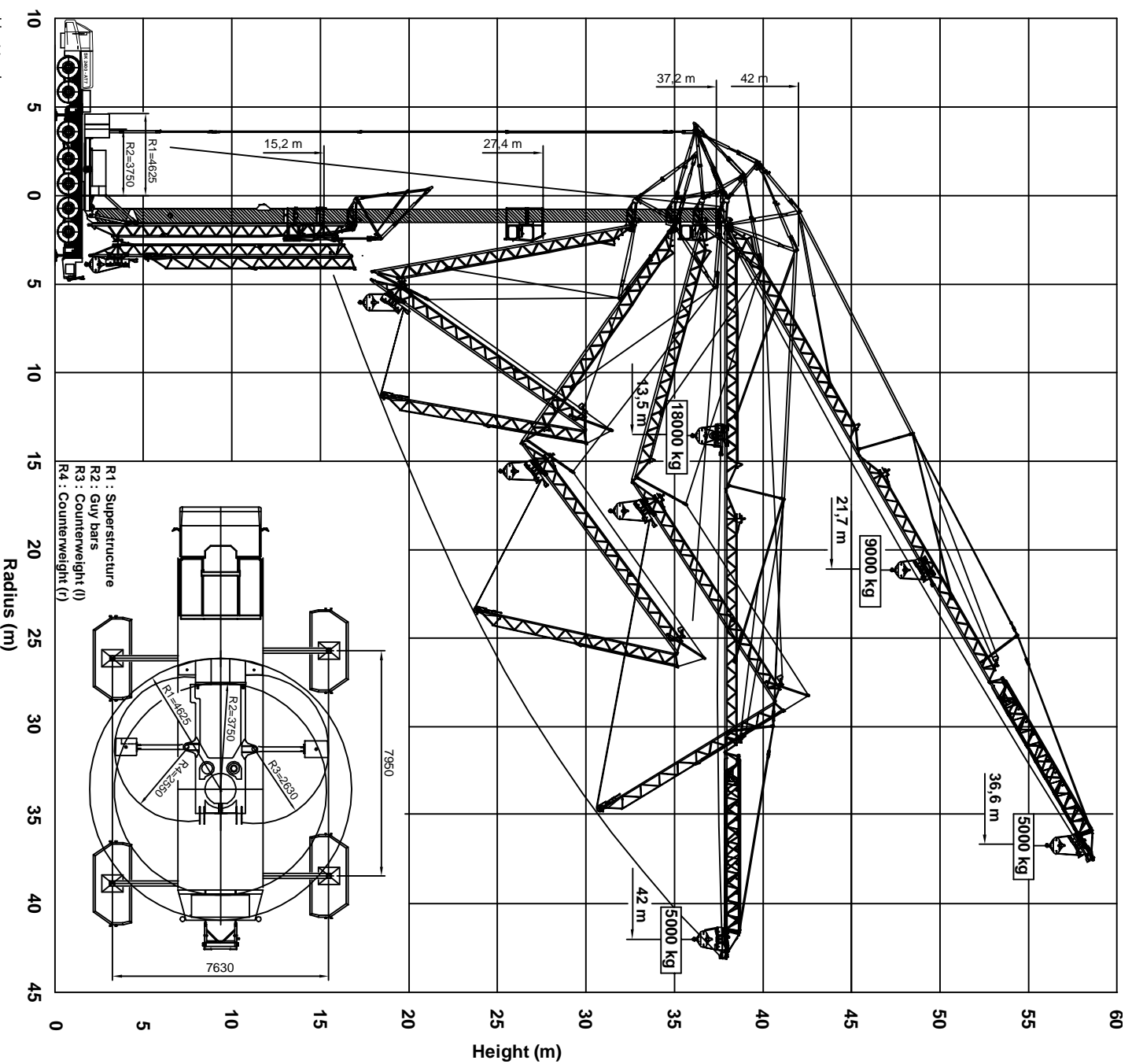
42m LM2

Erection procedure of the crane

Max. outrigger force : 615 kN
 Outrigger support pads : 750x600 mm
 Ground pressure : 1,37 N/mm²
 Jib can be unfolded through 360°
 Luffing the jib 30° can be controlled from the crane cab or remote control

Outrigger support plates : 3000x1340 mm
 surface : 3,585 m²
 Ground pressure : 0,17 N/mm²

Hoist and trolley movements are not possible at the same time.
 Reduced crane speeds (1/3 nominal).



R1 : Superstructure
 R2 : Guy bars
 R3 : Counterweight (I)
 R4 : Counterweight (I)

Specifications subject to change



Mervejestrat 15
 5347 KZ Oss NL
 Tel: +31 (0)412-628964
 Fax: +31 (0)412-645299
 www.spieringscranes.com

SPIERINGS

HYDRAULIC FOLDING CRANE

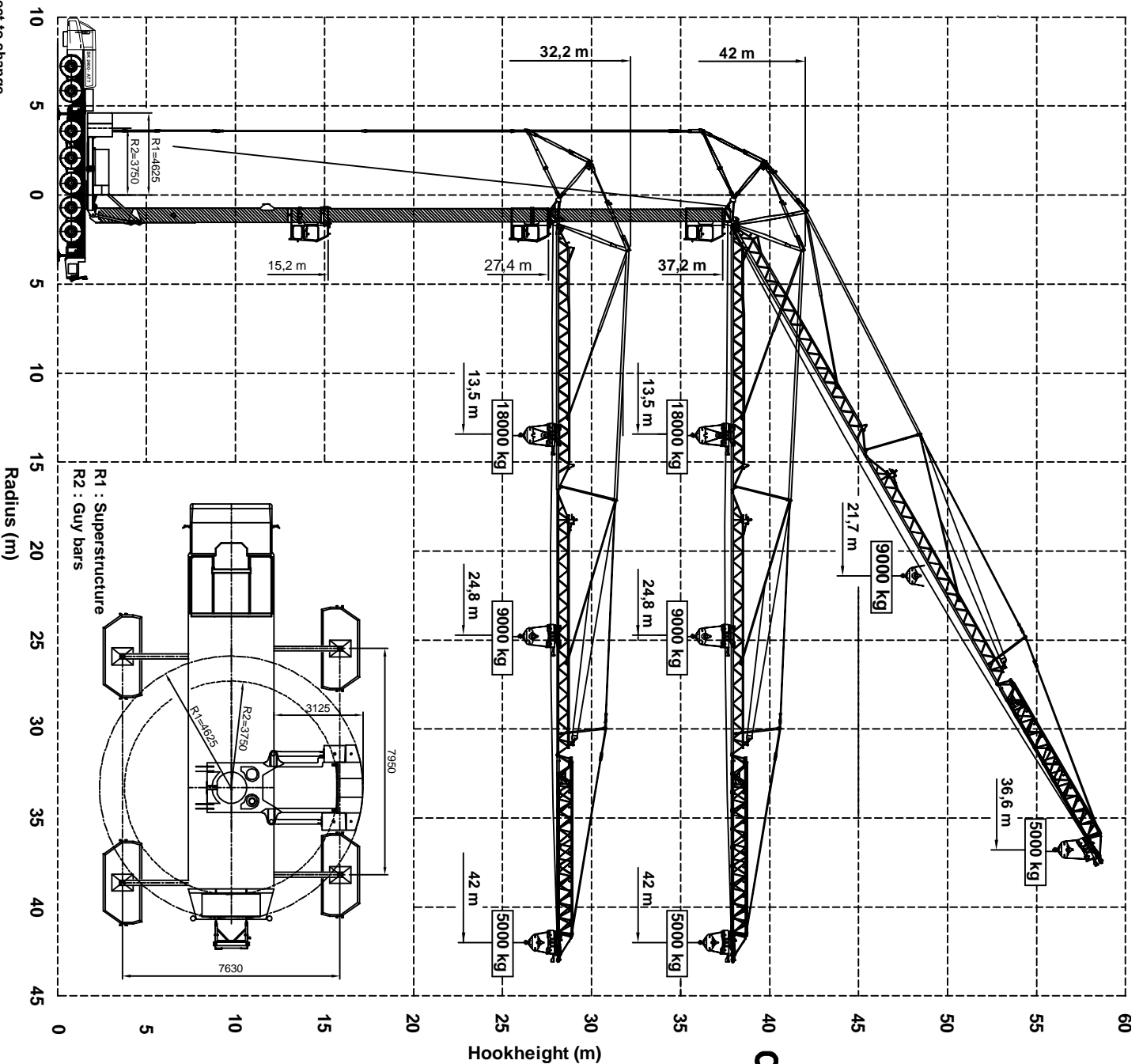
SK2400-AT7-50m

42m LM2

Hoisting Specifications

Outrigger support base: 7,95 m x 7,63 m

Hoist and trolley movements are not possible at the same time.
Reduced crane speeds (1/3 nominal).



Specifications subject to change



Merwedestraat 15
5347 KZ Oss NL
Tel. +31 (0)412-628964
Fax +31 (0)412-645299
www.spieringscranes.com

141-00265104

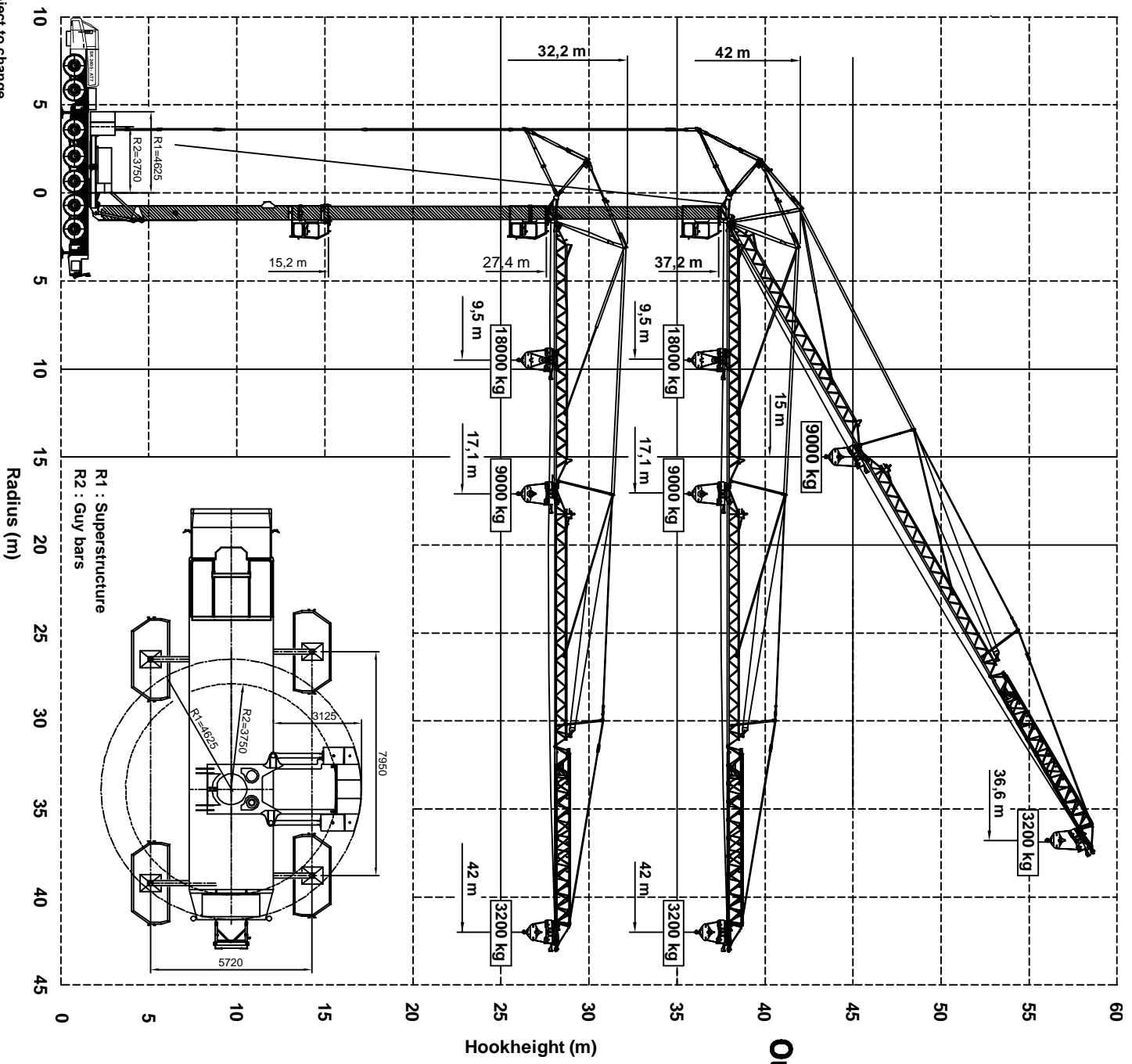
SPIERINGS HYDRAULIC FOLDING CRANE SK2400-AT7-50m

42m LM2

Hoisting Specifications

Outrigger support base: 7,95 m x 5,72 m

Hoist and trolley movements are not possible at the same time.
Reduced crane speeds (1/3 nominal).



Specifications subject to change

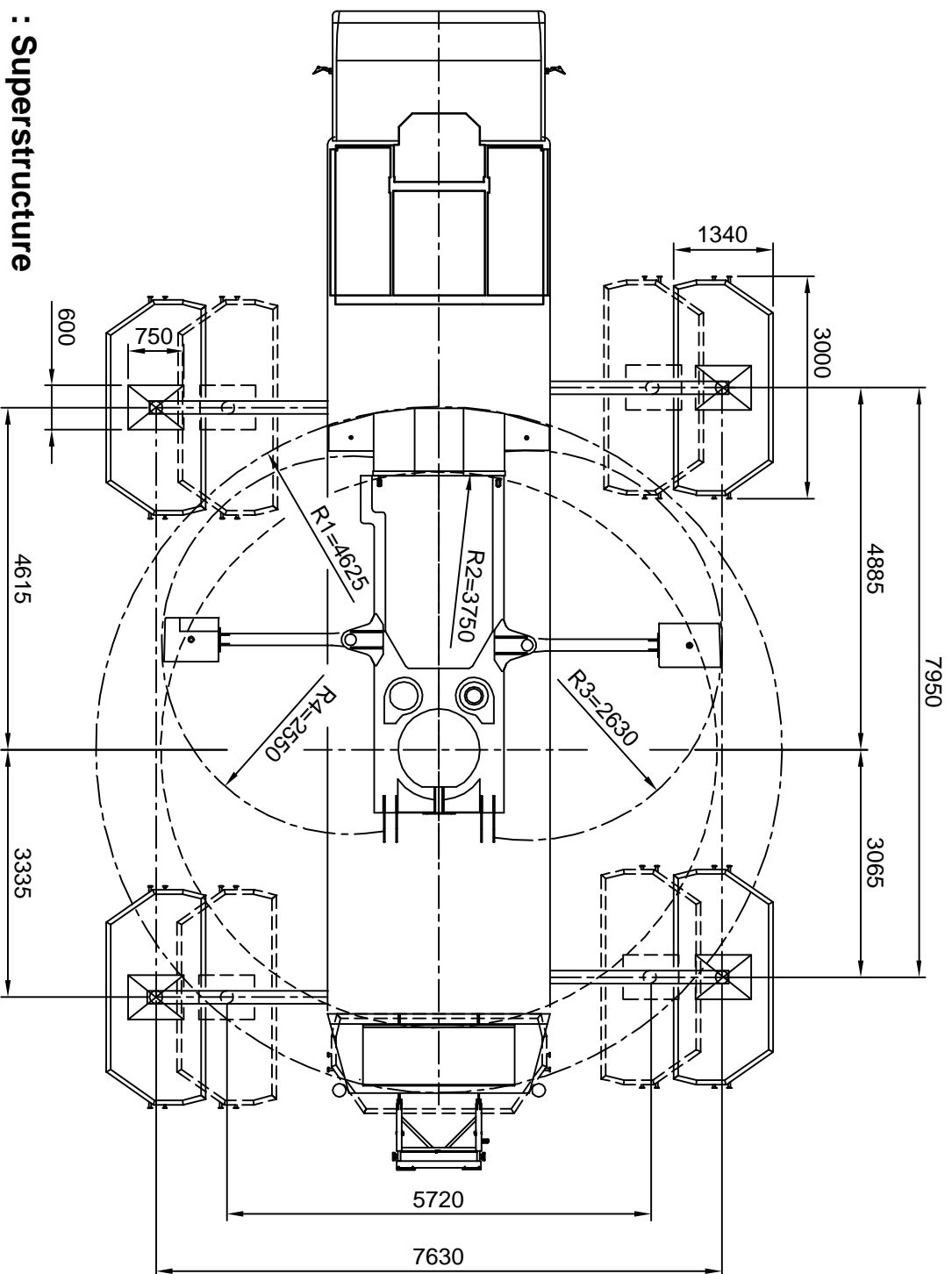


**SPIERINGS
MOBILE CRANES**
Merwedestraat 15
5347 KZ Oss NL
Tel. +31 (0)412-628964
Fax +31 (0)412-645299
www.spieringscranes.com

SPIERINGS
HYDRAULIC FOLDING CRANE
SK2400-AT7-50m
42m LM2

Overview outrigging

Max. outrigger force	615 kN
Outrigger support pads	750x600 mm
Ground pressure	1,37 N/mm ²
Outrigger support plates	3000x1340 mm
Surface	3,585 m ²
Ground pressure	0,17 N/mm ²



- R1 : Superstructure
- R2 : Guy bars
- R3 : Counterweight (I)
- R4 : Counterweight (r)

Specifications subject to change



SPIERINGS
MOBILE CRANES

Mervestrat 15
 5347 KZ Oss NL
 Tel: +31 (0)412-626964
 Fax +31 (0)412-645299
www.spieringscranes.com

141-00265108